



# ST. TERESA SCHOOL

INDIRAPURAM, GZB.

SESSION: 2026-27

(Cir- STS/PR/26-27/002) SUMMER HOLIDAY HOMEWORK

Class – IV

Summer vacations are synonymous with fun, frolic, getting up late in the morning, playing for longer hours with friends, exploring new places and watching fun filled shows on television. But summer vacations can also be a time for learning with lots of activities around.

To balance the situation and ensure that the time spent is not wasted, we have come up with an ideal holiday homework—it aims to create a spirit of enquiry, creativity and sensibility.

To add to the fun, the school has carefully and meticulously designed the holiday homework to ensure that each child explores creativity and skills through interesting activities.

Once again, we seek your partnership to fine tune the value system and help children become exemplary human beings.

Dear Parents,

Let's share some tips to make this period a fruitful and happy period for them.

- ❖ Knowledge is power. Therefore encourage your child to cultivate the reading habit, because it does not only enhance the knowledge acquired but also develops the vocabulary, language skills and improves spellings.
- ❖ Help your child to get up early even when the school is off. Once the habit is built it sustains forever.
- ❖ “A healthy mind resides in a healthy body”. Encourage your child to go out and play because sports instill discipline, generate sporting spirit, channelize energy constructively.
- ❖ Sensitize your child about the rich culture and heritage by watching different informative channels like “The National Geography”, “Animal planet” and so on.
- ❖ Develop healthy eating habits. Plan and discourage eating food with empty calories. Teach them a recipe or two to hone their culinary skills.
- ❖ Have heart to heart discussions with your child as the parental bond has no string of



curriculum attached. Children see their parents, teachers and others from close and learn things from them. It is our responsibility to be the role model and teach moral values like showing gratitude for the good things, cheering others, talking politely, controlling anger, having patience and a lot more attached. Let children of today emerge as responsible citizens of tomorrow.

## **A. Newspaper Activity**

**SDG goals focused upon:** SDG 3: Good Health and Well-Being, SDG 4: Quality Education, SDG 13: Climate action

**Skills to be boosted:** Writing and language skills, Creativity and Imagination

“A newspaper is a wonderful way to express your writing and language skills while using your creativity and imagination to share ideas with others.”

### **Design your own newspaper in your scrapbook.**

\* On the blank page, create and decorate your newspaper neatly.

\* On the ruled page, write the points you have included in your newspaper from the points mentioned in your HHW.

### **Instructions: Select any 5 points from the list given below:**

\* Name of the Newspaper (Compulsory)

\* Headline

\* Fun fact

\* Quiz (1 question)

\* Sports news

\* National news

\* International news

\* Summer Safety Tips (4-5 points)

1. Give an original title to your newspaper. This point is mandatory.

2. Make your newspaper colourful and creative with proper headings.

3. Maintain neat handwriting and proper presentation.

## **B. Book Review Activity**

**SDG goals focused upon:** SDG 4: Quality Education

**Skills to be boosted:** Reading Comprehension, Analytical Skills

“Books are a magical gateway to new worlds, ideas, and adventures. Through careful reading and analytical thinking, we can understand characters, explore stories and express our opinions.”

### **Suggested Books**

- Moin and the Monster by Anushka Ravishankar
- Pinkoo Shergill Pastry Chef by Vibha Batra
- The Why-Why Girl by Mahasweta Devi
- The Gita for Children by Roopa Pai
- Let's Go Time Travelling by Subhadra Sen Gupta

**Choose any one book from the list given above and write a book review.**

**Instructions:** 1. Mention the title and author of the book.

2. Write a short review of the story in your own words. (70 words)

### **C.Diary Writing Activity**

**SDG goals focused upon:** SDG 3: Good Health and Well-Being, SDG 4: Quality Education

**Skills to be enhanced:** Reflection and Thinking Skill, Self-Expression

“A diary is a quiet companion that holds our thoughts, emotions and untold stories without judgment. It is a space where reflections turn into understanding, helping us explore the meaning behind our experiences”.

Write a diary entry every night for 20 days in a thin notebook or a thin diary of your choice.

Write 4–5 lines each day about the day spent before going to bed.

**You can include:**

3-4 events of the day, Something new you learned, Your feelings or thoughts

**Instructions:**

\*Start with Day and Date

\*Write in first person (I, me, my)

\*Keep your sentences simple and neat.

\*Maintain a clean and well-presented work.

**Note:** Draw a small picture or add a smiley for your mood each day.

### **D.Situation Based Activity**

**SDG goals focused upon:** SDG 3: Good Health and Well-Being, SDG 4: Quality Education, SDG 17:Partnerships for the Goals

**Skills to be enhanced:** Critical inquiry and Value-based Reasoning.

Situation-based thinking is a cognitive approach where rather than learning values in the abstract, individuals navigate complex "what-if" situations where they learn to evaluate competing priorities.

**Read the extract from the great epic Ramayana and answer the questions that follows.**

According to Queen Kaikeyi's wish, Lord Rama was sent to live in exile in the forest for 14 years. This left the kingdom of Ayodhya without a king.Rama's younger brother, Bharata, was asked to rule in his place. But Bharata loved and respected Rama deeply, so he refused to sit on the throne. To uphold Rajdharam, which means the right duty of a ruler, Bharata brought Rama's paduka or slippers and placed them on the throne. He ruled Ayodhya only as Rama's representative and waited faithfully for 14 years until Rama returned.

**Reflect on the following questions and express your thoughts for each in 50 words:**

1-What qualities of Bharata are shown here?

2-What values do you learn from this event?

3-Had you been in Bharata's place, what would you have done? (Write your personal view on this story, regardless of the epic's lesson.

## **हिंदी**

१. कहानी का समीक्षा लेखन-

सतत विकास लक्ष्य की प्राप्ति- ४-गुणवत्तापूर्ण शिक्षा ,१६-शांति, न्याय और सशक्त समाज, ५-लैंगिक समानता।  
कौशल क्षमता का विकास- भाषा और शब्दावली का विकास, तार्किक और आलोचनात्मक सोच, सामाजिकता का विकास।

“कलम जब बच्चों के हाथ में खिलौना बनकर पहुँचती है तभी वह शिशु साहित्य कहलाती है। शिशु साहित्य वह बीज है, जो किसी बच्चे के चरित्र रूपी वृक्ष की जड़ों को सींचता है।”

प्रिय विद्यार्थियों अपने चरित्र रूपी वृक्ष को विकसित करने के लिए निम्नलिखित शिशु साहित्यकार की प्रसिद्ध कहानियों को पढ़िए और किसी एक कहानी की समीक्षा 50 से 60 शब्दों में स्क्रैपबुक में लिखिए।

(क) हाथी के दाँत (सुधा मूर्ति)

(ख) नीला छाता (रस्किन बॉन्ड)

ग) हार की जीत (सुदर्शन)

(घ) हींगवाला (सुभद्रा कुमारी चौहान)

## २. साक्षात्कार लेखन-

सतत विकास लक्ष्य की प्राप्ति- ११, सतत समुदाय।  
कौशल क्षमता का विकास- नैतिक एवं सामाजिक गुणों का विकास।

“जब हम किसी बुजुर्ग से उनके शिक्षकों के बारे में पूछते हैं, तो हम केवल अतीत की कहानियाँ नहीं सुनते, बल्कि उन बुनियादों को टटोलते हैं, जिन पर एक पूरा व्यक्तित्व खड़ा हुआ है। यह एक जीवित इतिहास है, जहाँ ज्ञान एक पीढ़ी के अनुभव से दूसरी पीढ़ी की जिज्ञासा से मिलता है।”

इसी जिज्ञासा को आप भी अग्रसरित करते हुए किसी बुजुर्ग व्यक्ति से उनके शिक्षक/शिक्षिका के विषय में जानिए और 70 शब्दों में स्कैपबुक में लिखिए।

विशेष-अभिभावकों से विनम्र निवेदन है कि साक्षात्कार के समय का एक या दो फोटो लेकर हिंदी गूगल क्लासरूम में अपलोड कीजिए।

## ३. डायरी लेखन-

सतत विकास लक्ष्य की प्राप्ति- ३, अच्छा स्वास्थ्य और कल्याण।  
कौशल क्षमता का विकास- लेखन शैली, आत्म-जागरूकता, भावनात्मक संतुलन, रचनात्मकता और योजना बनाना।

कार्यकाल- १० दिवसीय

“डायरी वह जगह है जहाँ आप अपने पंख खोलते हैं और बिना डरे अपनी उड़ान (विचारों) के बारे में लिखते हैं। डायरी लेखन एक विद्यार्थी का वह निजी कोच है, जो उसे उसकी गलतियों से सीखने और उसकी छोटी-छोटी सफलताओं का जश्न मनाने का हौसला देता है।”

इसी निजी कोच में यात्रा करने हेतु ग्रीष्मकालीन अवकाश शुरू होते ही एक पतली-सी नोटबुक को डायरी बनाइए और प्रतिदिन 40 से 50 शब्दों में अपनी दिनचर्या लिखिए।

## ४. स्वरचित कहानी लेखन-

सतत विकास लक्ष्य की प्राप्ति- १६, शांति न्याय और मजबूत संस्थाएँ।  
कौशल क्षमता का विकास- काल्पनिक शक्ति का विकास, व्याकरण शैली का विकास।

“स्वरचित कहानी वह जादू है, जहाँ आप अपनी कल्पना को हकीकत का रूप देते हैं। दूसरों की कहानियाँ पढ़ना ज्ञान है, लेकिन अपनी कहानी खुद लिखना अपनी पहचान बनाना है।”

अपनी इसी पहचान को विकसित करने हेतु 50 शब्दों में स्वरचित कहानी स्कैपबुक में लिखिए। उस कहानी में संज्ञा शब्दों को लाल रंग, सर्वनाम को नीले रंग, विशेषण को पीले रंग, और क्रिया को हरे रंग से रेखांकित कीजिए।

## **ENVIRONMENTAL STUDIES**

### **1. Caring Hands, Happy Home: My Helping Hands at Home**

**SDG goals focused upon:** SDG 3 – Good Health & Well-being, SDG 5 – Gender Equality

**Skills to be enhanced:** Responsibility, empathy, life skills, cooperation

Show your love and care by helping your parents or grandparents in their daily chores. In your scrapbook, write a short paragraph: What did you do? Whom did you help? How did it make you feel?

### **2. A Day for My Everyday Hero:**

**SDG goals focused upon:** Gratitude, emotional bonding, respect, social skills

**Skills to be enhanced:** SDG 3 – Good Health & Well-being

This Father's Day, express your love and care for someone who plays an important role in your life—your *father or any fatherly figure* like a grandfather, uncle or guardian.

*What you can do:* Give a head massage / foot massage, Help him relax and feel cared for, Polish his shoes or help organize his things, Pamper him in your own special way, Spend quality time with him, Assist him in daily work like shopping, folding clothes etc., Make him feel loved and appreciated. Write a few lines in your scrapbook: Whom did you spend time with? What did you do for him? How did he feel? How did you feel?

**Click pictures and make a collage and share it in your EVS Classroom.**

### **3. Through the Eyes of Our Elders: Life Then and Now**

**SDG goals focused upon:** Communication, critical thinking, observation, respect for elders

**Skills to be enhanced:** SDG 11 – Sustainable Cities & Communities, SDG 13 – Climate Action

Become a *young explorer* and explore how life has changed over time by talking to a senior citizen.

Ask questions about: Climate (weather then vs now), House, Food habits, Family time, Games, Activities etc..

Ask your parents to record a video of you interviewing a senior citizen. Then, select and combine the best parts to create a final video of 1 to 1.5 minutes. The video should include: Introduction (your name & person interviewed), 3–4 comparisons (Then vs Now), A short conclusion (what you learned).

**Upload the video in your EVS Google Classroom.**

### **4. Eat healthy, Stay healthy: My 5-Day Healthy Breakfast Plan**

**SDG goals focused upon:** SDG 2 – Zero Hunger (promotes healthy and nutritious food habits), SDG 3 – Good Health & Well-being

**Skills to be enhanced:** Understanding of balanced diet, classification skills, health awareness

Prepare a breakfast menu for 5 consecutive days. Write one healthy breakfast for each day (Day 1 to Day 5).

*Nutrient Colour Coding:*

While writing your menu, underline the food items using these colours:

- Red – Carbohydrates (energy-giving foods like bread, rice, poha)
- Blue – Proteins (body-building foods like milk, eggs, pulses)
- Green – Vitamins & Minerals (fruits and vegetables)
- Yellow – Fats (butter, ghee, nuts)

*Example:*

Day 1: Milk, Poha, Banana (Milk ( Protein) – blue, Poha ( Carbohydrates) – red, Banana ( Vitamins and Minerals) – green)

Make a neat chart in your scrap book .Write clearly and underline neatly with colours

## **MATHEMATICS**

Maths holiday homework (No: 1 & 2) has been pasted in the scrapbook. Do it accordingly.

### **1. Roman Numerals- Art integrated activity (pasted in scrapbook)**

### **2. Place value code breaker (pasted in scrapbook)**

### **3. Maths Holiday Homework: Budget Tracker (To be done in scrap book)**

**SDG goals focused upon:** SDG 12: Responsible Consumption and Production , SDG 4: Quality Education , SDG 2: Zero Hunger & Nutrition, SDG 1: No Poverty

**Skills to be enhanced:** Mathematical & Analytical Skills, Research and Documentation Skills, Critical Thinking & Reflection

For this vacation, you are going to step into the shoes of a Financial Manager for your home! Your task is to maintain a detailed record of your household's daily spending for one full week in your scrap book. Create a neat table to track expenses across categories like fruits, vegetables, milk, and general groceries. For every purchase made, ensure you record the individual cost, calculate the daily subtotal, and finally, determine the Grand Total spent by the end of the seven days. To make your project authentic, collect the original bills or receipts from these purchases and paste them creatively alongside your data table. This exercise will help you practice real-world addition, and the importance of budgeting—all while seeing exactly where the family funds go!

**\*\*Learn and write multiplication tables everyday (2 - 15).\*\***

## COMPUTER



### **SUPER COOL HOLIDAY HOMEWORK ALERT!**

#### **Mission: Become a Storybook Superstar!**

**SDG goals focused upon:** SDG 4: Quality Education, SDG 9: Industry, Innovation, and Infrastructure, SDG 12: Responsible Consumption and Production

**Skills to be enhanced:** Creative Writing & Narrative Structure, Critical Thinking, Ethical Literacy & Originality, Digital Fluency

#### **For: Awesome Students of “Class IV”**

Hey Story Champions!   This vacation, you're not just a student — you're a FAMOUS AUTHOR! Your mission is to create your very own story book using Google Gemini AI. Yes, you'll be the boss of your story!

#### **Your Secret Agent Steps:**

**Step 1:** Enter the Story World  Open “**Google Gemini AI**” and click the magic button called “**Storybook**”.

**Step 2:** Give Gemini a Brainwave  Type fun hints to create your story.

**Example:** Make a story book for 9-year-olds

**Hints:** A silly dog, a grumpy rabbit, both super lazy, they meet a speedy deer + learn a big lesson, become best buddies! Don't forget a cool title and a moral at the end!


**Step 3:** Read Your Masterpiece  

Open your custom story book and read it. Laugh, giggle, or go “WOAH!” — it's YOUR story!

**Step 4:** Show It to the World  Love your story?

Copy the link and submit it in Google Classroom so I can read it too!

#### **Super Important Rules from Captain Teacher:**

- No copying! Your hints = Your story. Be original like a superhero!
- Make sure your story has a funny twist AND a smart moral.
- Bonus Points for the funniest title, craziest characters, and best moral! 

#### **Your biggest fan (your teacher)**

### SR Activity

**SDG goals focused upon:** SDG 1 – No Poverty, SDG 2 – Zero Hunger, SDG 3 – Good Health and well-being, SDG 8 – Decent Work and Economic Growth, SDG 10 – Reduced Inequalities

#### **Act of Kindness:**

An act of kindness is like a tiny spark that can brighten someone's entire day. It can be as simple as sharing your favorite toy, helping a friend who tripped or giving a big, honest smile to someone who looks sad. You can also show kindness by donating your old books, clothes and stationery to those in need or by giving useful items to your house help. Visiting an old-age home to spend time with elders, helping at home without being asked and caring for animals and the environment are also wonderful ways to spread kindness.

These small, selfless actions create a “ripple effect,” encouraging others to be kind and helpful too. When you choose to be kind, you become a real-life superhero, making the world a much happier place for everyone!

## **International Yoga Day – A Family Wellness Initiative**

International Yoga Day is observed annually on 21st June and this year it falls on a Sunday.

Let us mark this occasion by spending some quality family health time.

Bring your family together for a short meditation session in the morning.

Capture the special moments of your family performing different yoga postures together by recording a short video (15-20 seconds) or taking a photograph.

Enjoy this experience of togetherness and wellness thoroughly.

Kindly upload your video or photograph in Google Classroom within the given time frame so that it can be forwarded to CBSE on time.

### **TIME TABLE**

<b>Time</b>	<b>Activity</b>
<b>7.30-8.00 a.m.</b>	<b>Physical Exercise (Brisk walk, Morning Walk, Yoga with family) Click pictures and upload in the Google Classroom.</b>
<b>8.30-9.00 a.m.</b>	<b>News Headlines /Newspaper reading</b>
<b>9.00-10.00 a.m.</b>	<b>Maths</b>
<b>10.00-11.00 a.m.</b>	<b>Hindi</b>
<b>2.00-3.00 p.m.</b>	<b>Story Book reading</b>
<b>7.00-8.00 p.m.</b>	<b>English</b>
<b>8.00-9.00 p.m.</b>	<b>EVS</b>

#### **Note:**

**Parents are requested to ensure that the child follows the above timetable during the month of June.**

**Revise the UT-1 syllabus thoroughly.**

**All work related to the internet should be done under parental guidance and supervision.**

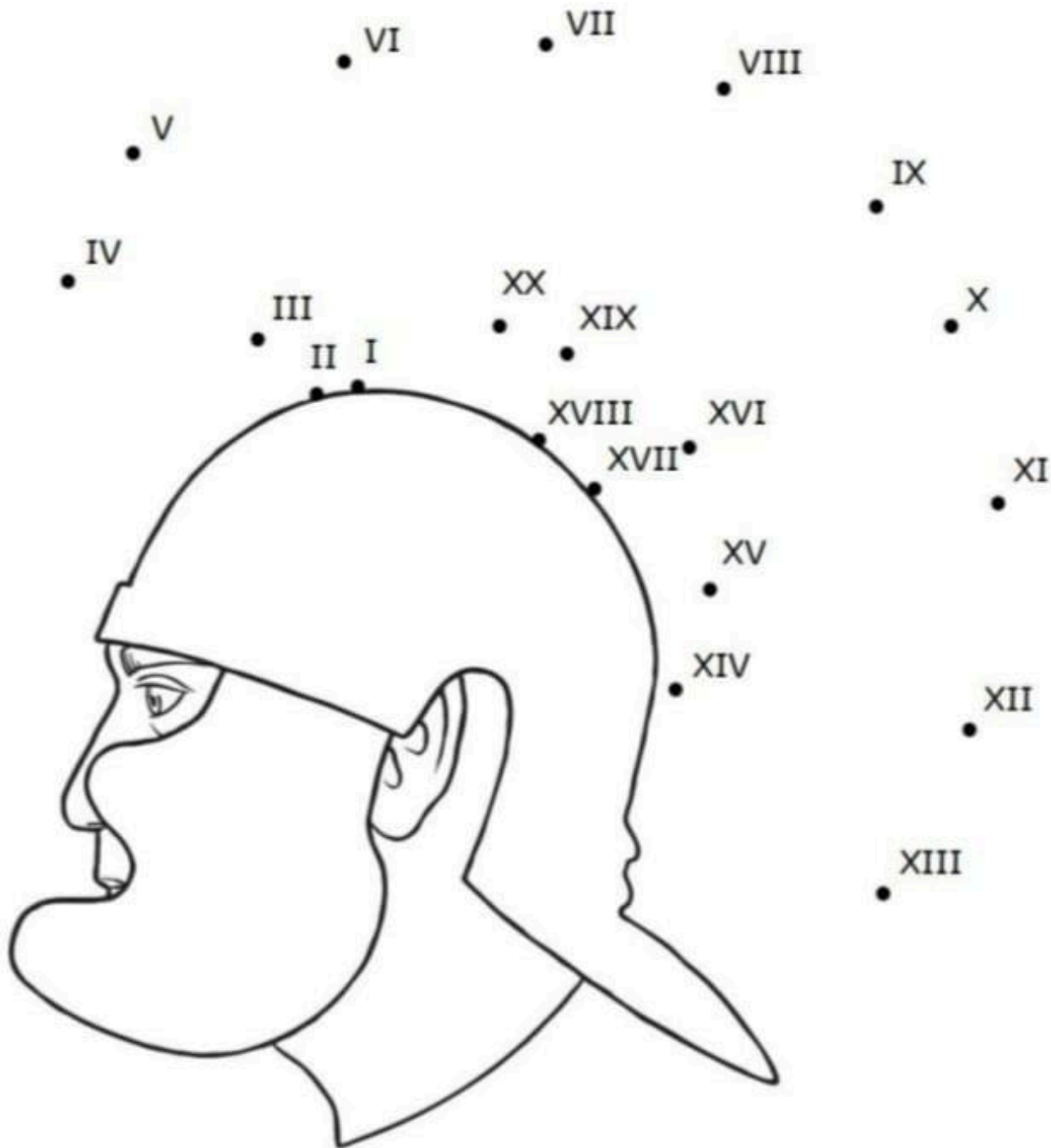
**All the above activities will be assessed under UT-1 Project & Activity (Internal Assessment).**

# MATHS: ART INTEGRATED ACTIVITY

**SDG goals focused upon:** SDG 4: Quality Education, SDG 11: Sustainable Cities and Communities, SDG 10: Reduced Inequalities)

**Skills to be enhanced:** Mathematical Proficiency, Fine Motor & Artistic Skills, Cognitive & Historical Awareness











**Instruction:** Join the Roman numeral dots in ascending order and colour the hidden picture.









# PLACE VALUE CODE BRAEKER

SDG 4: Quality Education

**Skills to be enhanced:** Mathematical Proficiency, Cognitive and Analytical Skills, Functional and Multidisciplinary Skills







									
<b>2</b>	<b>4</b>	<b>8</b>	<b>6</b>	<b>1</b>	<b>0</b>	<b>5</b>	<b>9</b>	<b>3</b>	<b>7</b>

In the number						what is the value of the  ?
---------------	---	---	---	---	---	--






Answer: \_\_\_\_\_

In the number						what is the value of the  ?
---------------	---	---	---	---	---	--



Answer: \_\_\_\_\_

In the number						what is the value of the  ?
---------------	---	---	---	---	---	--

Answer: \_\_\_\_\_

What is the number						rounded to the nearest 10?
--------------------	---	---	---	---	---	----------------------------

Answer: \_\_\_\_\_

What is the number						rounded to the nearest 100?
--------------------	---	---	---	---	---	-----------------------------

Answer: \_\_\_\_\_

What is the number				written in Roman numerals?
--------------------	---	---	---	----------------------------

Answer: \_\_\_\_\_