



St. Teresa School
Indirapuram, Ghaziabad
Session 2025-26
Class -Prep

S- Splashing in the water

U- Under the sun

M- My friends are at the beach

M- Mangoes are sweet & juicy

E- Eating all the ice-cream cones

R- Ready to Enjoy this time

Summer holidays are from 15th May 2025



Dear Parents,

Summer break is the time that we all eagerly wait for. As this is the time to relax and to be productive to get ahead along with relaxation. This summer break has brought unique opportunity to develop social skills. Summer break means extended breather that will recharge both body and mind.

As important as it is to relax and enjoy, it is also very important to continue to learn new things by exploring all the available opportunities.

To enhance the learning we have planned activities along with some written practice to keep your skills sharp and concepts clear.

Let's try something new....

- The summer is here so have some fun.
- Go on....Get your homework done!
- Conquer a fear and discover a new one.
- Walk on sand through fields and over hills.
- SPLASH!!!
- Dance like no one is watching.
- Try 5 foods supposedly 'don't like!'

Few tips for summer break....



- Eat at least one meal a day together.
- Encourage your child to respect and help the elders at home.
- Encourage your child to water the plants and keep a bowl of water outside the house for the birds.
- Encourage your child to develop oratory skills by speaking English in the form of sentences.
- Minimize the screen time.
- Always sit in right posture.
- Do not waste water and electricity.
- Read some stories to your children especially during bedtime. You may ask them to recreate the story to empower their imagination.

Work to be done in 3 in 1 notebook:-

English:

- **Read and write “Y” as “ee” , “ck” , short vowel sounds and tricky words (2 times) for words refer to the word bank attached.**
- **Complete the worksheets given.**
- **Practice reading the stories from Fitzroy book story 1 and 2.**

Maths:

- **Write 1-50 (2 times).**
- **Write backward counting 20-1 (2 times).**
- **Draw and write spellings of shape circle , triangle **
(3 times).
- **Complete the worksheets given.**

E.V.S:

- **Write the spellings of body parts (2 times).**
(head, ears, eyes, foot, hand, nose, mouth, leg)
- **Write the name of the birds (2 times).**
(dove, pigeon, crow, sparrow, eagle, peacock, duck, parrot)

हिंदी:

- **अ-अः तक (2 बार लिखें)।**
- **क-ज्ञ तक (2 बार लिखें)।**
- **दो अक्षर के शब्द 2 बार लिखें।**
(घर, बस, नल, टब, फल, छत, धन, दस, मग, वन, गज, जग, हल)

- **तीन अक्षर के शब्द 2 बार लिखें।**
(मटर, कमल, सड़क, नमन, मगर, कलम, भगत, हवन, बतख, कलश, नमक, नहर, शहद, गरम, भवन)
- **चार अक्षर के शब्द 2 बार लिखें।**
(कटहल, थरमस, अचकन, शरबत, सरकस, पनघट, बरतन, उपवन, अदरक, शलगम, दलदल, बरगद, अजगर, दमकल, खटमल)
- **दी गई कार्यपत्रक को पूरा करें।**

Art and Craft:

- **Complete the page no 6,13,14,17,19 and 20.**

Creativity Work:

- **‘ABACUS’ kindly refer to the link shared by the respective teacher.**
- **Make stick puppet using A4 sheet of a particular bird as per roll number. Students have to speak (3-4 lines) on the same after vacations in the class itself.**
- **Roll No 1-4 (dove)**
Roll No 5-8 (pigeon)
Roll No 9-12 (parrot)
Roll No 13-16 (sparrow)
Roll No 17-20 (eagle)
Roll No 21-24 (peacock)
Roll No 25-28 (duck)
Roll Number will be shared by the class teacher.
- **Make a collage “how I spent my summer holidays” on A3 Sheet.**

Word Bank

“y” as “ee”

happy	jelly	candy	puppy
funny	sunny	daddy	windy
jolly	teddy	party	story
mummy	family	sleepy	daisy

“ck” words

neck	stick	Tick	rock
check	kick	luck	black
socks	jacket	brick	duck
truck	clock	pack	sack


“tricky words”

you	your
come	some
said	here
there	-

Name:

Date:


Q. Circle the correct word:-



rain

bunny


sheep



fish

car


happy



puppy

swing

storm



river

soil

candy



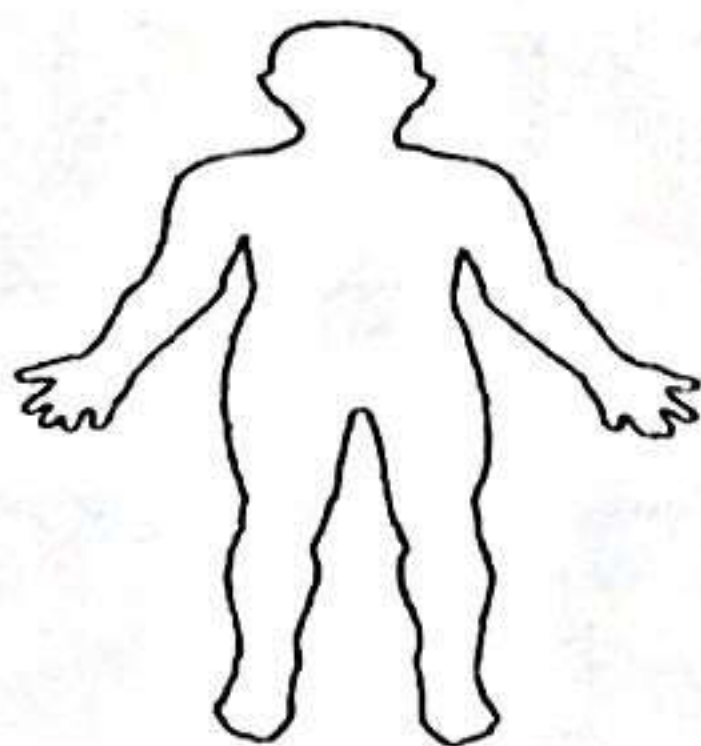
cloud

daddy

teeth

Q. See the picture and write the correct word:-












Subject-English

Match the pictures with the given words.




tick



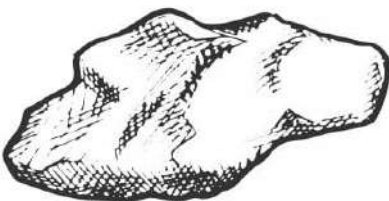
brick



rock





socks



duck

Write the words for the given pictures.

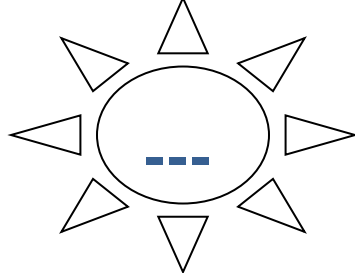

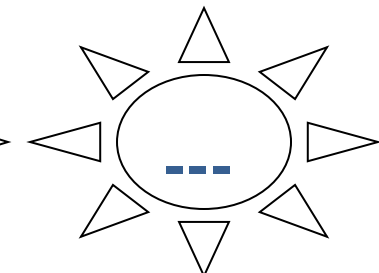







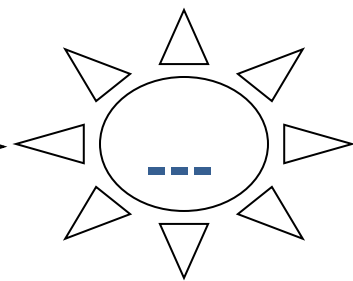

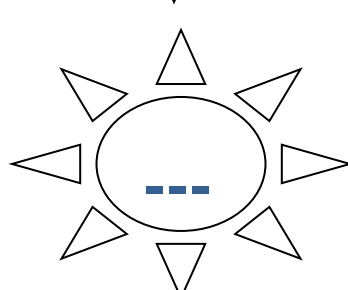

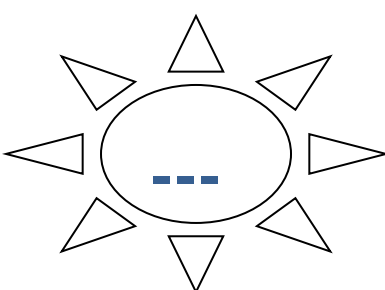







Subject-Maths

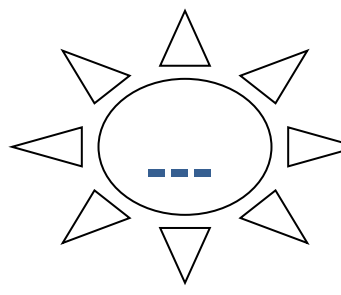

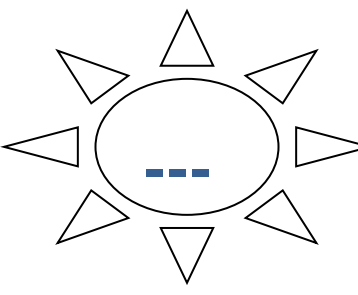

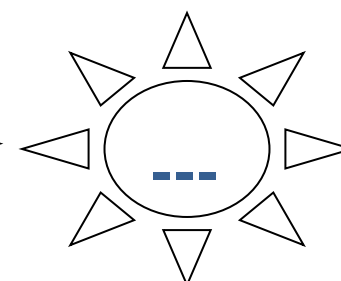

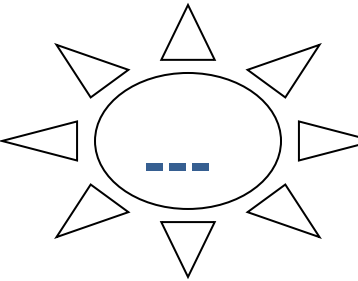

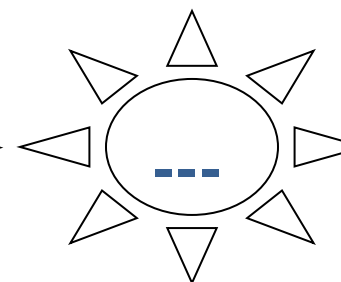

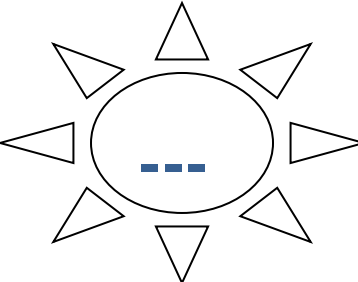

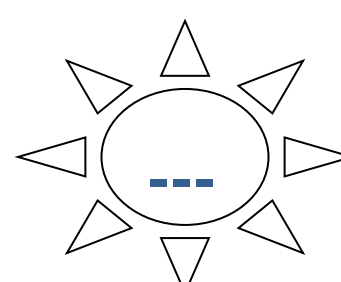

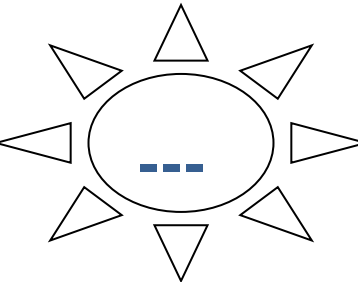
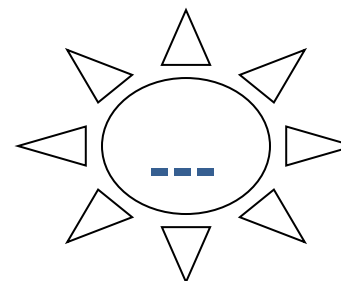

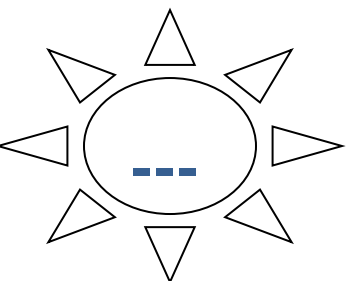



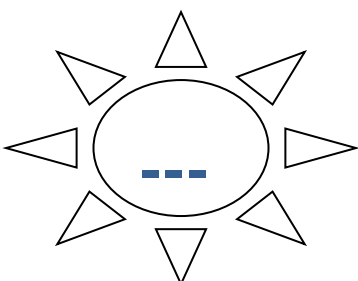

Name:.....

Date:.....

What comes after:-



What comes after:-



Subject-Maths

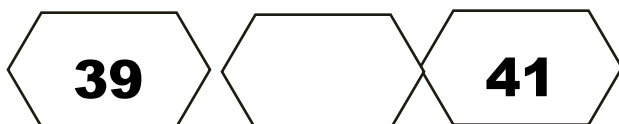

Name:.....

Date:.....

What Comes in between:-



What Comes in between:-


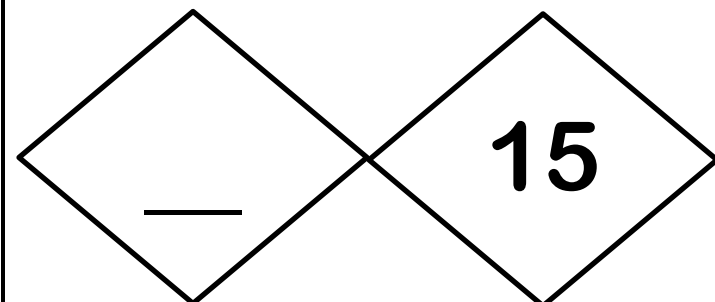
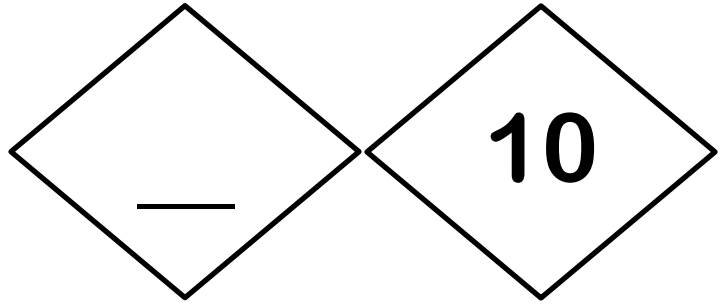

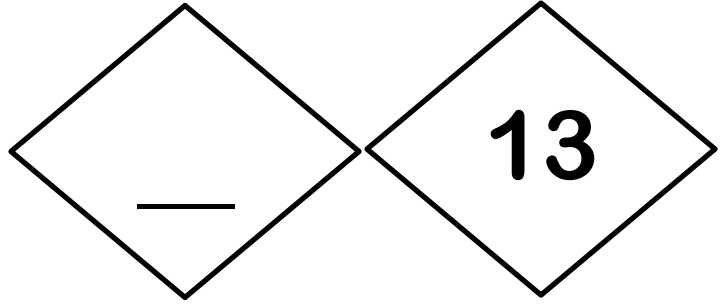
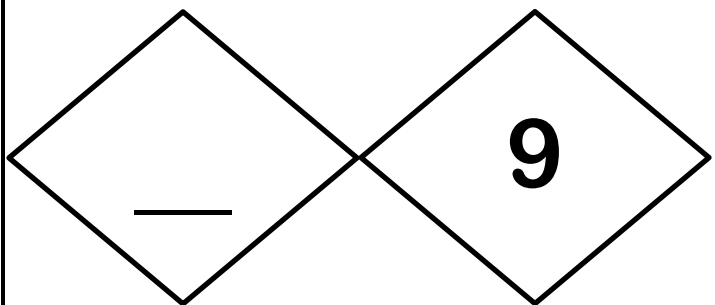
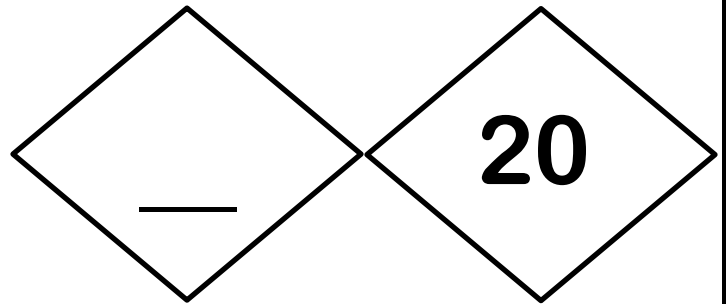
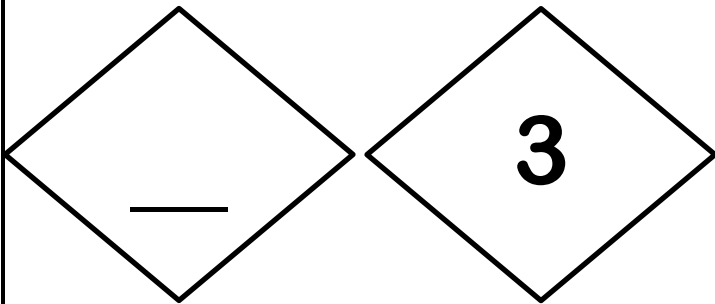


Subject: Maths

Name:.....

Date:.....

Write before number:-



Subject- Maths

Name:.....

Date:.....

Put sign $>, =, <$

$$15 \quad \bigcirc \quad 11$$

$$5 \quad \bigcirc \quad 9$$

$$4 \quad \bigcirc \quad 6$$

$$14 \quad \bigcirc \quad 13$$

$$17 \quad \bigcirc \quad 12$$

$$16 \quad \bigcirc \quad 18$$


$$10 \quad \bigcirc \quad 10$$


$$7 \quad \bigcirc \quad 9$$


$$27 \quad \bigcirc \quad 30$$

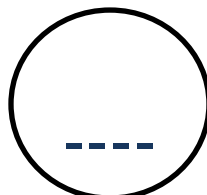
$$46 \quad \bigcirc \quad 43$$

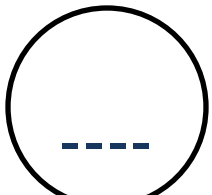
Put sign $>$, $=$, $<$


29  50

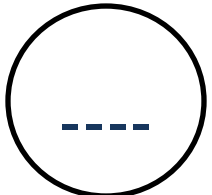
11  43

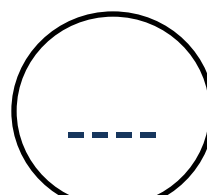
44  19


2  5

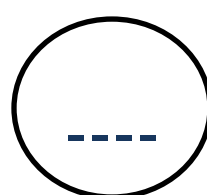
36  27

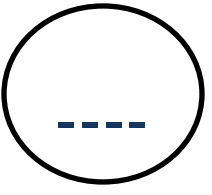
37  29

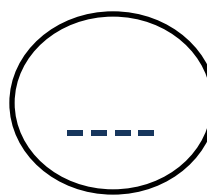
19  9

50  50

27  30

38  29

10  25

42  47

विषय हिन्दी

नाम _____

शब्द पढ़कर चित्र बनाइए

1 कटहल

2 खटमल

3 शलगम

4 हवन

5 नयन

चित्र देखकर सही शब्द पर गोला लगाइए

	बल	हल	कल
	घगन	गगन	मगन
	बटन	मगर	भवन
	नमक	हवन	बटन
	दमकल	खटमल	पनघट
	बरगद	टमटम	सरपट
	टरमस	थरमस	अजगर

विषय हिन्दी

प्र1 खाली स्थान भरिए



_____ चल ।



_____ पकड ।



_____ भर ।



_____ पहन ।



_____ पर मत चल ।




_____ चख ।




_____ पर जल भर ।

प्र२ चित्र देखकर शब्द लिखिए










55



SUBJECT-E.V.S

Q- Label the Body parts.



Q- Colour the names of birds with green colour and the names of body parts with yellow colour.

Head	Lion	Dove	Ear
Mummy	Crow	Nose	Eagle
Pigeon	Mouth	Tummy	Leg
Peacock	Clock	Sparrow	Hand
Foot	Tick	Parrot	Here
Come	Duck	You	Eye


SUBJECT-E.V.S

Q- Write the names of Birds and colour them.




1-

.....



2-

.....




3-

.....




4-

.....




5-

.....




6-

.....



7-

.....



8-

.....