

R- Ready to Enjoy this time

Summer holidays are from 15th May.....



A decorative border of palm trees surrounds the text. There are 15 palm trees along the top edge, 15 along the bottom edge, and 15 along each of the two side edges, for a total of 60 palm trees.

Dear Parents,

Summer break is the time that we all eagerly wait for. As this is the time to relax and to be productive to get ahead along with relaxation. This summer break has brought unique opportunity to develop social skills. Summer break means extended breather that will recharge both body and mind.

As important as it is to relax and enjoy, it is also very important to continue to learn new things by exploring all the available opportunities.

To enhance the learning we have planned activities along with some written practice to keep your skills sharp and concepts clear.

Let's try something new....

- The summer is here so have some fun.
- Go on....Get your homework done!
- Conquer a fear and discover a new one.
- Walk on sand through fields and over hills.
- SPLASH!!!
- Dance like no one is watching.
- Try 5 foods supposedly 'don't like!'

Few tips for summer break....

- Eat at least one meal a day together.
- Encourage your child to respect and help the elders at home.
- Encourage your child to water the plants and keep a bowl of water outside the house for the birds.
- Encourage your child to develop oratory skills by speaking English in the form of sentences.
- Minimize the screen time.
- Always sit in right posture.
- Do not waste water and electricity.
- Read some stories to your children especially during bedtime. You may ask them to recreate the story to empower their imagination.

WORK TO BE DONE:-

- **ART BOOK** :- Page no. 6, 8, 17, 22 and 24
- **Maths Book** :- Page no. 47, 48 and 49
- **Read FITZROY READERS book**
- **Worksheets attached**
- **Work given in 3 in 1 Notebook**

- **English** (four lines) :- Write Group 1, 2, 3 words, tricky words - I, he, she, the
- **E.V.S** (four lines) :- Write spelling of colours (red, blue, green, yellow, pink, orange)
- **Hindi** (Five lines) :- A 1 AÁ tlna baar ilaKao
- **Maths** (check boxes) :- Write 1 to 20 (2times), write spelling of one, two (2 times)

CRAFT :-

1. Make a collage of MYSELF (Using your pictures, your favourite food, dress, place, cartoon character, activity, toys etc in A3 size sheet.)
2. Make a stick puppet of your favourite fruit or vegetable and learn five lines about them.
(For example)



3. Make a card for your Father on FATHER'S DAY in A4 size sheet and give it to your father on 15th June 2025, click a picture and send it to us.(For example)



4. Make a collage of your favorite season in A3 size sheet (summer, rainy, winter) using magazine pictures, drawing, stickers etc.(Label it with the name of the season)

COLOUR IT



**HAVE A GREAT SUMMER
VACATION**

2025 ☺


Subject – English

Read the word and match with the correct picture:

mat



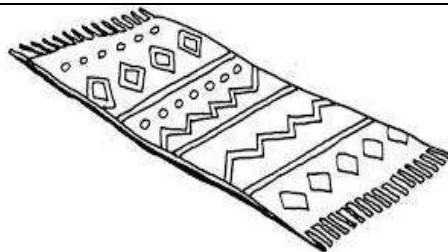
bed



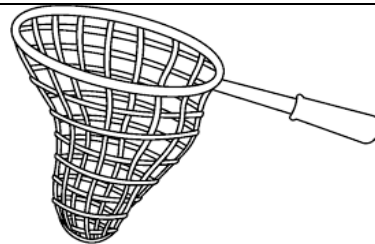
net



pen

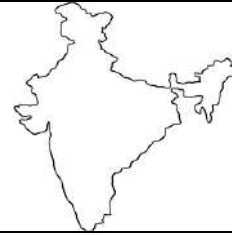


rat



Read the word and match with the correct picture:

bin




ant




ten



map




lip



bun




dog



Subject – English

See the picture and write the word:-






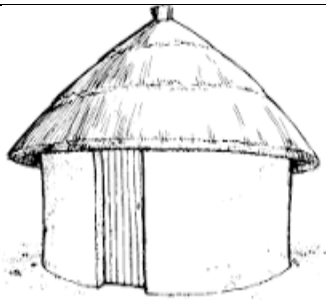





See the picture and write the word:-




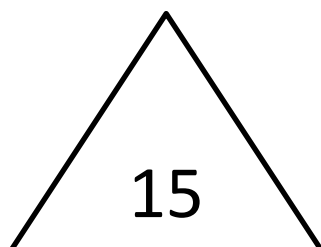
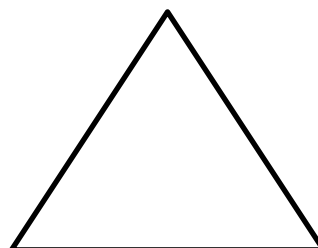
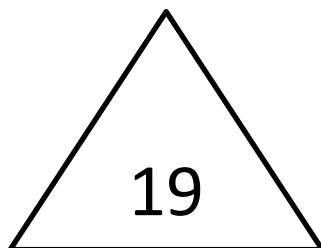
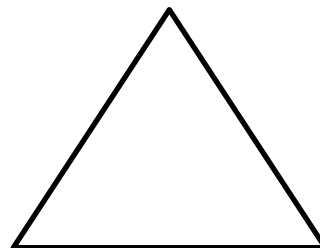
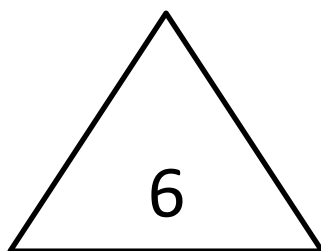

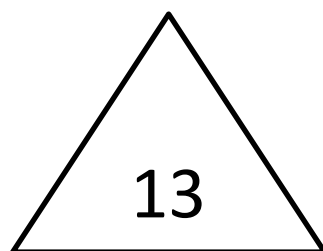
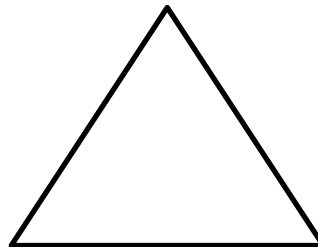
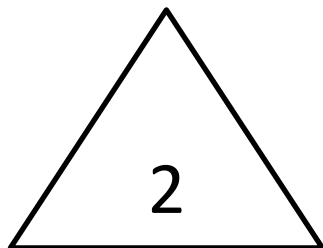







Subject: Mathematics

Write after numbers:-





9

14

8

17

10

Write between numbers:-

16

2

13

7

9

















18

4

15


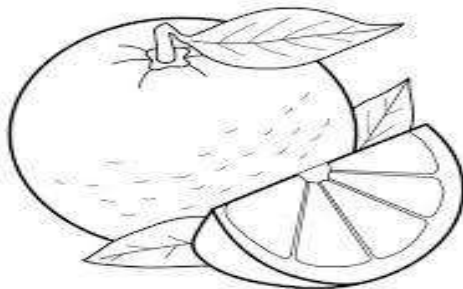
9

11





Subject – EVS

Identify the picture and colour accordingly:- (red,blue,
green,yellow,pink,orange)



Tick (✓) for good habits and cross (X) for bad habits.

☐☐☐☐☐


ivaYaya 1ihndl

ica~ doKkr sahl svar ilaiKe -

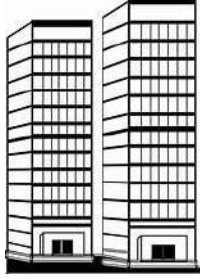




























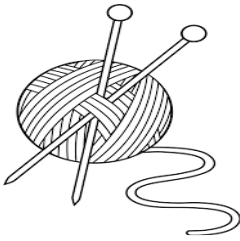




imalaana kire-



Aa



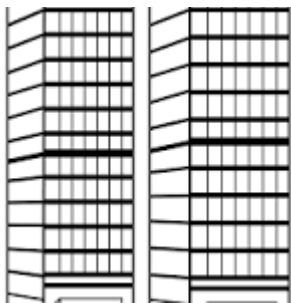

1



A



}



A
a
AM

[

[-