



ST. TERESA SCHOOL

INDIRAPURAM, GZB.

SESSION: 2025-26

Cir- STS/PR/25-26/003 SUMMER HOLIDAY HOMEWORK

Class – V

Summer vacations offer a unique opportunity for students to unwind, recharge, and explore their interests. While it's a time for fun, relaxation, and spending time with friends, we also want to make sure our students get engaged in meaningful activities that foster learning and growth.

Our holiday homework is designed to be enjoyable and challenging, helping kids develop new skills and explore their creativity.

We invite parents to partner with us in guiding their children to make the most of this break and develop into well-rounded individuals.

Here are some tips to make this period happy and fruitful for the students:

1. **Cultivate Reading Habits:** Encourage your child to read regularly to enhance knowledge, vocabulary, language skills, and spelling.
2. **Establish a Routine:** Help your child develop an early rising habit, even during vacations, to promote discipline.
3. **Encourage Physical Activity:** Support your child in engaging in outdoor games and sports to instill discipline, teamwork, and constructive energy.
4. **Explore Culture and Heritage:** Watch informative channels like National Geographic or Animal Planet with your child to foster curiosity and appreciation for the world.
5. **Promote Healthy Habits:** Encourage balanced eating, plan nutritious meals, and teach your child to prepare simple, healthy recipes.
6. **Nurture Emotional Intelligence:** Engage in heart-to-heart conversations with your child, modelling moral values like gratitude, empathy, politeness, and self-control.

By incorporating these tips, you can support your child's growth and development, setting them up for a bright future.



ENGLISH

1. "Books are doors to new worlds"

Books are our best friends and holidays are the best time to bond with them. Here is a suggested reading:

Book: Stories from Mythology

Story: Aruni, an ideal student.

Let's reflect on the qualities that make an ideal student and work on building them! What strengths do you possess and what areas need improvement? Identify the gaps and create a plan to develop those skills.

2. Art Integrated Learning

- Word Collage (Select any ten words of your choice related to the story and make a beautiful word collage with the words and their meanings with your own imagination)
- Comic strip on the Story Aruni, an ideal student. Write 4 dialogues, 2 of each character (Aruni and his Guru) along with beautiful illustration.

3. "One fine morning you wake up and realise that you've reached Mars." Write a funny poem in about 6-8 lines with a clear rhyme that makes the reader laugh.

(Do the above mentioned work in the scrapbook)

Good handwriting is an integral part of learning. Practice 1 page of your English cursive writing book daily.

हिंदी

प्रश्न-१ अपने चार चरित्रिक गुण एवं अवगुण लिखिए। अपने अवगुणों को गुणों में परिवर्तित करने के लिए क्या प्रयास करेंगे। 30 से 40 शब्दों में अपने विचार **स्क्रैपबुक** में लिखिए।

प्रश्न-२ वर्तमान समय में कश्मीर शांतिपूर्ण और आनंदित पर्यटन स्थल के रूप में उभकर सामने आया था, लेकिन हाल में हुई 'पहलगाम आतंकवादी हमला' ने पूरे देश को स्तब्ध कर दिया है। आप भविष्य में देशभक्त नागरिक के रूप में सांप्रदायिकता से हटकर अपने देश का सौहार्द की भावना से परिपूर्ण वातावरण कैसे कायम रखेंगे। इस पर अपने विचार 100 शब्दों में **स्क्रैपबुक** में लिखिए।

प्रश्न-३ हिंदी सुलेख का पृष्ठ स० १ से २० तक सुंदर लेखन में पूर्ण कीजिए।

प्रश्न-४ कक्षा में हिंदी साहित्य व हिंदी व्याकरण के पूर्ण कराए गए पाठ्यक्रम की पुनरावृत्ति कीजिए।

ENVIRONMENTAL STUDIES

1. "My Chores, My Pride!" – Responsibility at Home

Choose any one task that you will take responsibility for at home this summer break. It can be: Watering the plants, Setting the dining table, Folding your clothes, Dusting your study table **Click pictures while doing the task**. Write a short paragraph in your scrapbook mentioning:

What did you do? How did it make you feel? Did anyone at home appreciate your effort?

2. A Letter of Love and Gratitude :

Parents and grandparents are true blessings, whose love for us knows no limits. This father's day write a gratitude letter to your grandfather/ father/uncle. You can include : Why you love him, thank him for something, some special memory, one quality of his that you admire. Prepare one eco-friendly band to gift him with your letter. **Click a picture with your grandfather/ father/ uncle while doing the activity.**

3. Wholesome Wonders on My Plate:

Step 1: Prepare Sprouts

Take any pulses like moong dal (green gram) or chana (black chickpeas).

Wash them thoroughly and soak them in water overnight. The next morning, drain the water, wrap the pulses in a clean damp cloth and keep them in a warm place. After 1-2 days, you will see small sprouts coming out — your sprouts are ready to use!

Step 2: Prepare a Healthy Snack

Using fruits, sprouts and vegetables, make a healthy, colourful snack.

Decorate your plate creatively. **Click pictures of your dish and paste them neatly on your scrapbook. Information to Mention:** Name of your snack, Nutritional Value of your snack, 3 benefits of eating healthy, What you enjoyed most while making the snack.

4. Exploring Tropical Lands:

India has a tropical climate, which means it is generally hot and humid with seasonal rains. Your task is to explore the world and find out about four other countries that also have a tropical climate. Draw a map for each country and write 5-6 lines in your scrapbook about:

- Climatic condition (temperature, rainfall)
- Flora and fauna (plants and animals)
- Lifestyle of people (clothing, food, occupation)
- Types of houses they live in

Note: Upload pictures of activity 1 and 2 of EVS in EVS Google Classroom

MATHEMATICS

Maths holiday homework has been pasted in the scrapbook. Do it accordingly.

COMPUTER

Computer holiday homework has been pasted in the scrapbook. Do it as per instructions.

FRENCH

Bonjour à tous!

Prepare French dictionary with alphabets A-Z written in it alongwith with its pronunciation in French and one word/noun related to it. For example: A aah Avion, B bay Ballon.....

You can take take help of lesson 2 from your French book and try and be creative .

Bonnes vacances!!!!

संस्कृत

१ - महान विद्वान एवं साहित्यकार चाणक्य द्वारा शिक्षा की महत्ता को बताते संस्कृत भाषा में रचित किन्हीं दो सूक्तियां अपनी स्क्रैप पुस्तिका हिंदी अर्थ सहित में लिखिए ।

२ - महान समाज सुधारक कबीरदास एवं सूरदास जी के प्रसिद्ध दोहे भावार्थ सहित अपनी स्क्रैप पुस्तिका में लिखिए । एवं अपने विचार व्यक्त कीजिए कि महान विद्वान चाणक्य , कबीरदास जी एवं रहीमदास जी की सामाजिक विचारधारा आपको किस प्रकार प्रभावित करती हैं ।

३ - सभी प्रथम इकाई में आने वाले संस्कृत पाठ्यक्रम को ध्यान पूर्वक पढ़ेंगे एवं याद करेंगे ।

SR Activity

Value of the Month: Generosity

As we focus on generosity this month, let's explore the power of selfless giving. Small acts of kindness can have a profound impact. By embracing generosity, we can make a positive difference in the world around us and create a ripple effect of kindness.

Write three synonyms for the word Generosity and write in your scrapbook.

Sharing the Spirit of Generosity

Let's inspire younger students by sharing our understanding of generosity!

In 70-80 words, explain what generosity means to you, with examples like donating gently used items, helping others in need, or volunteering.

The best write-ups will be selected, and the winners will get to visit junior classes, presenting their thoughts on generosity and spreading kindness.

TIME TABLE

<u>Time</u>	<u>Activity</u>
7.30-8.00 a.m.	Physical Exercise (Brisk walk, Morning Walk, Yoga with family) Click pictures and upload in the Google Classroom.
8.30-9.00 a.m.	Watch News Headlines and Read Newspaper
9.00-10.00 am	EVS
10.00-11.00 a.m.	Hindi
11.00- 11.30 am	Sanskrit/ French
2.00 -3.00 p.m.	Story Book reading
7.00-8.00 p.m.	English
8.00-9.00 p.m.	Maths

Note: Parents are requested to make sure that the child follows the above time-table in the month of June and revise UT1 Syllabus thoroughly.

All the above activities will be graded under UT-1 Project and Activity, Internal Assessment.

TOPIC: Multiplication Tables

LEARNING OBJECTIVE:

- ❖ To recapitulate multiplication tables.
- ❖ To enable the students understand decoding.



This group of pandas has decided to sensitize children towards caring for their planet. They are holding a campaign and will be visiting the future generation of kids with a message. Now find the product of questions below. Use your answers to solve the code and read the secret message.

110	26	20	55	28	13	13	15
X 1	X 3	X 2	X 2	X 4	X 8	X 6	X 5
<input type="text"/>	<input type="text"/>	<input type="text"/>	<input type="text"/>	<input type="text"/>	<input type="text"/>	<input type="text"/>	<input type="text"/>

40	22	13	52	39	5	20	55	6	12
X 1	X 5	X 7	X 2	X 2	X 6	X 2	X 2	X 6	X 6
<input type="text"/>	<input type="text"/>	<input type="text"/>	<input type="text"/>	<input type="text"/>	<input type="text"/>	<input type="text"/>	<input type="text"/>	<input type="text"/>	<input type="text"/>

110	26	5	10	112	26	78	25
X 1	X 3	X 8	X 11	X 1	X 4	X 1	X 3
<input type="text"/>	<input type="text"/>	<input type="text"/>	<input type="text"/>	<input type="text"/>	<input type="text"/>	<input type="text"/>	<input type="text"/>

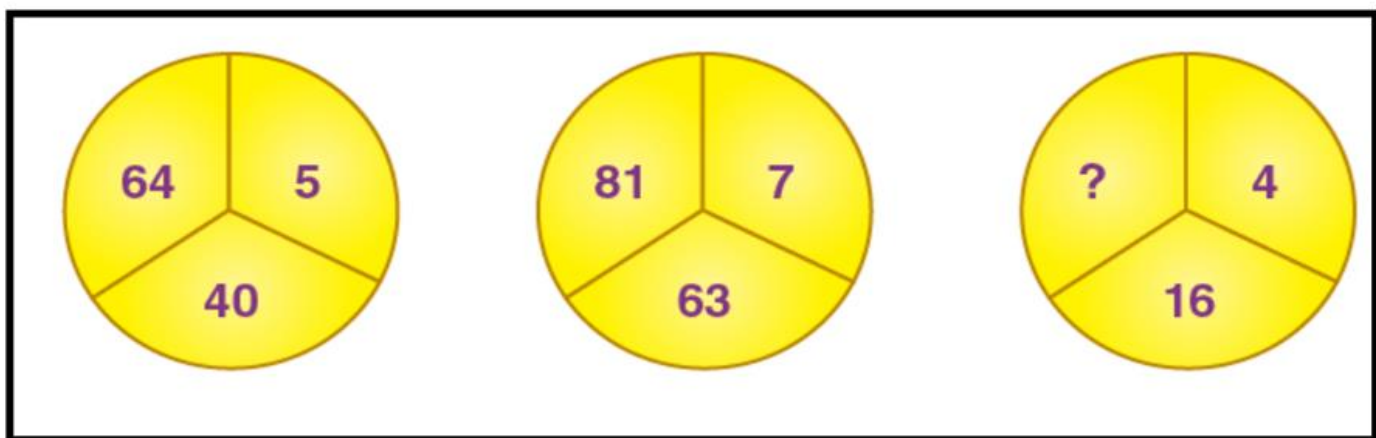
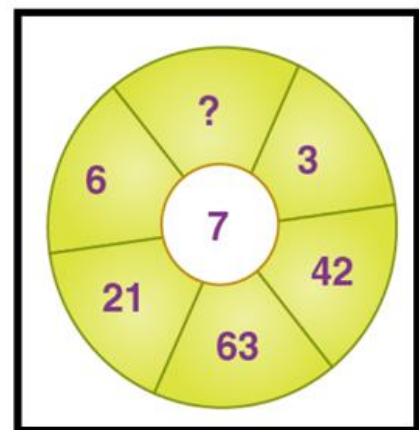
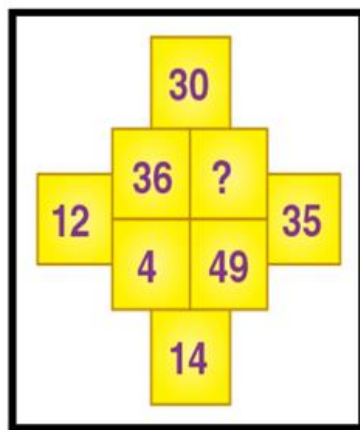
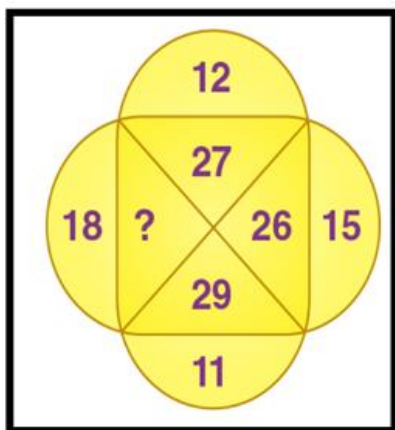
12	25	91	104	13
X 9	X 4	X 1	X 1	X 6
<input type="text"/>	<input type="text"/>	<input type="text"/>	<input type="text"/>	<input type="text"/>

A	B	E	F	H	I	N	O	R	T	U	L	Y	M	S	W
110	35	40	48	78	88	36	100	91	104	120	112	75	30	72	108

Q2) WHAT AM I?

1. How can you add eight 8s to get the sum 1,000?
2. How many 9's are there between 1 and 100?
3. I am thinking of a number. If you double it and then add 10, the result is 50. What number am I thinking of?
4. What is $7 + 7 \div 7 + 7 \times 7 - 7$?
5. I'm an odd number that's more than 5 tens and less than 8 tens. If you add both my numbers, you get 10. What am I?

Q3) Find the missing number:




Learn and write multiplication tables everyday (2 - 20).

HOLIDAY HOMEWORK CLASS V

Hi! I am Radha. Here I come with a puzzle. Get ready to edit your way to victory!

.Solve this puzzle to unlock the secrets of Photo and Video Editor.



Across

- [2] Mirror image of the photo either horizontal or vertical.
- [3] It allows to start, rewind, play/pause video.
- [4] It contains File, Edit, Title, View and Help menus.
- [6] Used to make minor changes or touch up a photo
- [9] Changing the position of a photo at different angles.

Down

- [1] Tab that is used to erase image.
- [2] Special effects that can change appearance of a photo.
- [5] It allows to switch between Project Files, Transitions and Effects.
- [7] Tab used to marked up image for highlighting.
- [8] Remove unwanted portion of a picture

