



ST. TERESA SCHOOL

INDIRAPURAM, GZB.

SESSION: 2025-26

Cir- STS/PR/25-26/003

SUMMER HOLIDAY HOMEWORK

Class – I

Summer vacations offer a unique opportunity for students to unwind, recharge, and explore their interests. While it's a time for fun, relaxation, and spending time with friends, we also want to make sure our students get engaged in meaningful activities that foster learning and growth.


Our holiday homework is designed to be enjoyable and challenging, helping kids develop new skills and explore their creativity.

We invite parents to partner with us in guiding their children to make the most of this break and develop into well-rounded individuals.

Here are some tips to make this period happy and fruitful for the students:

1. **Cultivate Reading Habits:** Encourage your child to read regularly to enhance knowledge, vocabulary, language skills, and spelling.
2. **Establish a Routine:** Help your child develop an early rising habit, even during vacations, to promote discipline.
3. **Encourage Physical Activity:** Support your child in engaging in outdoor games and sports to instil discipline, teamwork, and constructive energy.
4. **Explore Culture and Heritage:** Watch informative channels like National Geographic or Animal Planet with your child to foster curiosity and appreciation for the world.
5. **Promote Healthy Habits:** Encourage balanced eating, plan nutritious meals, and teach your child to prepare simple, healthy recipes.
6. **Nurture Emotional Intelligence:** Engage in heart-to-heart conversations with your child, modelling moral values like gratitude, empathy, politeness, and self-control.

By incorporating these tips, you can support your child's growth and development, setting them up for a bright future.



A cartoon character with a round face, smiling, and holding up a lit lightbulb, symbolizing an idea or inspiration.

- ➡ दो अक्षर का मेरा नाम,बारिश में हूँ आता काम - _____
- ➡ टिक टिक टिक टिक करती हूँ,दिन भर मैं चलती रहती हूँ- _____
- ➡ सुबह सुबह घर आता हूँ,दुनिया की खबर बताता हूँ- _____

स्वर

अ, आ, इ, ई, उ, ऊ
ऋ, ए, ऐ, ओ, औ, अं,

व्यञ्जन

क, ख, ग, घ, ङ, च, छ, ज, झ, ञ, ट,
ठ, ड, ढ, ण, त, थ, द, ध, न प, फ, ब भ,
म, य, र, ल, व; श, ष, स, ह, क्ष, त्र, ज्ञ

उदाहरण - अब , आम, आदि

EVS

3. RECEIPE:

Teaching children about their traditions helps them connect with their roots and understand their cultural identity. Take the help of your mother or grandmother to select a traditional dish of your origin (Tamil Nadu, Kerala, Punjab, Bengal, Assam...and so on) Help your mother and grandmother in preparing the dish. Click pictures of this grand moment. Share your recipe and click pictures as you savour the delicacy along with your family members and paste in your **scrap book**.

MATHS

1. CROSSWORD (Cut the crossword given below and paste in scrapbook)

CLUES: ACROSS

b. The number after five.

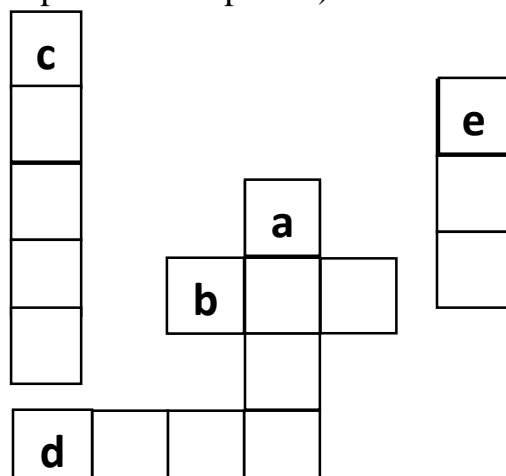
d. The mirror image of six.

DOWN

a. The number of sense organs.


c. Number of bands in our National Flag.

e. Number of shoes in a pair.



2. ORDINAL NUMBER

"Hello students! Can you spot the eggs with different patterns below that have cardinal numbers on them? Your task is to draw the same eggs in your scrapbook, colour them however you like, and replace the cardinal numbers with ordinal numbers."



ENGLISH

1) Children, did you know?

Communication isn't just about speaking or writing — a long time ago, people used pictures to share messages! These picture-symbols are called **hieroglyphs**, and they were especially famous in Ancient Egypt. Imagine telling a whole story just with drawings! Now, let's have some fun! Below is a short story. **Your task is to rewrite it by replacing the underlined words with drawings made by you in your scrapbook.**

Story: Tom and the Big Tree

Tom had a big tree in his backyard. He built a little house on the tree with his dad. Every day, Tom climbed up with his toy dog. From the tree, he could see the birds flying and the bright Sun shining. Tom loved his special tree house!

2) NAME GAME

By using vowels write the name of the following in table form in **scrap book** as shown below .

VOWELS	PERSON	PLACE	ANIMAL	THING
A (example)	Anna	Agra	Alligator	Axe
E				
I				
O				
U				

3) Do writing practice daily one page in cursive writing book by completing pages 3 – 30

COMPUTER-

Computer holiday homework has been pasted in Scrapbook. Do it as per instructions.

SOCIAL RESPONSIBILITY (SR ACTIVITY) Value of the Month: Generosity.

As we focus on generosity this month, let's explore the power of selfless giving. Small acts of kindness can have a profound impact. By embracing generosity, we can make a positive difference in the world around us and create a ripple effect of kindness.

Students give another word for Generosity. Write in your scrap book.

Neki Ki Diwar:

Let's build a Wall of Virtue brick by brick with acts of kindness and generosity.

Join hands with us in spreading kindness--- donate gently used items that are still in good condition but no longer needed by you. Your generosity can bring joy and support to those who need it most. Let's come together to make a difference.

Share the pictures of your acts of kindness with us.

TIME TABLE

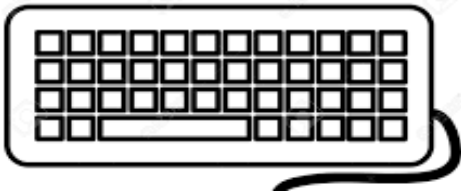
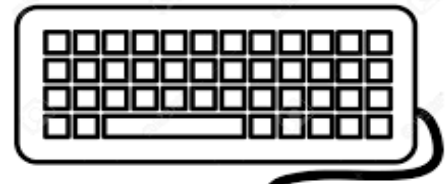



<u>Time</u>	<u>Activity</u>
7.30-8.00 a.m	Physical Exercise(Morning Walk, easy excercises etc).Celebrate Yoga Day on 21st June by practising small asanas or chanting mantras. Click pictures and upload in the Google Classroom.
8.30-9.00 a.m	Try to read News Headlines and find 2,3 and 4 letters words from newspaper.You can notedown the same in scrapbook under the heading of newspaper activity.
9.00-10.00 a.m	Maths
10.00-11:00 a.m	Hindi
2.00-2:30 p.m	Story Book reading
7.00-7.45 p.m	English
7.45-8.30 p.m	EVS

Note : Parents are requested to make sure that the child follows the above time-table strictly . All the activities and shared photos will be graded under UT1 projects and internal assessment.

HOLIDAY HOMEWORK, CLASS - I

FUN ZONE

Count and write the number of each computer part in the given box, colour the pictures also.



MONITOR

MOUSE

CPU

KEYBOARD

Happy Holidays

